






OCUTECH®

Vision Enhancing Systems

Expanding Horizons for the Visually Impaired

Frame Tech Sheet

 <p>Ocutech Zyl Standard Frame For use with VES II</p>	Eye	DBL	Temples	Max Seg. Ht.
	50	24	140 mm	6mm
	54	24	150 mm	9mm
	<i>Standard Colors - 50 eye: Grey, Crystal, Tan 54 eye: Crystal, Tan</i>			
	Eye	DBL	Temples	Max Seg. Ht
46	22	135mm	NR	
<i>Pediatric Colors- Grey, Crystal, Demi Amber</i>				
 <p>Ocutech Zyl Unisex Frame For use with VES II</p>	Eye	DBL	Temples	Max Seg. Ht
	48	22	140mm	NR
	<i>Unisex Colors- Grey, Crystal, Demi Blonde</i>			
 <p>Ocutech "K" Metal Frame For use with SightScope, VES, K, Sport, Mini</p>	Eye	DBL	Temples	Max Seg. Ht
	48	18	140mm	10mm
	51	18	140mm	14mm
	53	18	140mm	16mm
	55	18	140mm	19mm
	57	18	145mm	21mm
<i>"K" Metal Colors- Gold, Silver, Bronze 48 Eye - Silver and Bronze only</i>				
 <p>Ocutech Unisex Metal Frame For use with SightScope, VES, K, Sport, Mini</p>	Eye	DBL	Temples	Max Seg. Ht
	47	18	135mm	7mm
	49	18	135mm	9mm
	51	18	140mm	12mm
	53	18	140mm	15mm
<i>Unisex Metal Colors- Gold, Silver, Bronze 47 Eye - Silver and Bronze only</i>				
 <p>Ocutech Sleek Metal Frame For use with SightScope, VES K, Sport, Mini</p>	Eye	DBL	Temples	Max Seg. Ht
	50	18	140mm	NR
	53	18	145mm	NR
<i>Sleek Metal Colors- Silver, Gun Metal</i>				